



Xtreme™ MAP Series Adapters for Rack and Wall Mt Panels

Xtreme™ MAP Series adapters are designed to populate our R-series rack mount and WMP-series wall mount patch panels. They provide connection points to facilitate cross-connections or patching to network equipment. MAP panels conform to the LGX type form factor and spacing dimensions. They are available in a range of 6-144 fiber capacities and support ST, SC, LC, FC and MTP® – type connections.


Examples:




6 x LC Duplex OM1/2




6 x SC/APC OS2



6 x LC Duplex OM3/4



6 x SC Duplex OM3/4



6 x LC Duplex OS2



6 x ST Duplex OS2



24 LC OM3/4



6 x MTP®

Xtreme™ MAP Series Adapters for Rack and Wall Mt Panels

Ordering Information:

Part Number	Adapter Type	Application	Adapter Style	Color	Adapter Qty	Fiber Ports
MAP00	NONE	Blank		Black	N/A	N/A
MAPLC12BGE	LC	MM	DUPLEX	BEIGE	6	12
MAPLC12AQU	LC	OM3/OM4	DUPLEX	AQUA	6	12
MAPLC12BLU	LC	SM UPC	DUPLEX	BLUE	6	12
MAPLC12GRN	LC	SM APC	DUPLEX	GREEN	6	12
MAPLC24BGE	LC	MM	QUAD	BEIGE	6	24
MAPLC24AQU	LC	OM3/OM4	QUAD	AQUA	6	24
MAPLC24BLU	LC	SM UPC	QUAD	BLUE	6	24
MAPLC24GRN	LC	SM APC	QUAD	GREEN	6	24
MAPSC06BGE	SC	MM	SIMPLEX	BEIGE	6	6
MAPSC06AQU	SC	OM3/OM4	SIMPLEX	AQUA	6	6
MAPSC06BLU	SC	SM UPC	SIMPLEX	BLUE	6	6
MAPSC06GRN	SC	SM APC	SIMPLEX	GREEN	6	6
MAPSC12BGE	SC	MM	DUPLEX	BEIGE	6	12
MAPSC12AQU	SC	OM3/OM4	DUPLEX	AQUA	6	12
MAPSC12BLU	SC	SM UPC	DUPLEX	BLUE	6	12
MAPSC12GRN	SC	SM APC	DUPLEX	GREEN	6	12
MAPST06	ST	ALL	SIMPLEX	METAL	6	6
MAPST12BGE	ST	MM	DUPLEX	BEIGE	6	12
MAPST12AQU	ST	OM3/OM4	DUPLEX	AQUA	6	12
MAPST12BLU	ST	SM UPC	DUPLEX	BLUE	6	12
MAPFC06	FC	SM UPC	SIMPLEX	METAL	6	6
MAPFA06	FC	SM APC	SIMPLEX	METAL	6	6
MAPMP06BLK	MTP	ALL	SIMPLEX	BLACK	6	72
MAPMP12BLK	MTP	ALL	DUPLEX	BLACK	12	144


Xtreme™ MAP Series Adapters for Rack and Wall Mt Panels

Standards Compliance:

Technical:

- ◆ ANSI/TIA/EIA—492X, 568.X
- ◆ Telcordia—G.657.X / G.652.X
- ◆ UL

Environmental:



6 x LC/APC Duplex OS2



12 x MTP®